

Disney's Newport Bay Club® Convention Centre

- Total floor area - 5,500m²
- 1 plenary room - 1,800m²
- 29 meeting rooms
- 1 exhibition hall - 3,000m²



The Convention Centre at Disney's Newport Bay Club® is an integral part of the hotel and provides 5,500m² of modular space. It can accommodate between 10 and 2,300 people and the various areas can be configured for meetings, lunches, gala dinners and shows. The Convention Centre has its own reception dedicated to conference delegates, a welcome desk and a 400m² foyer for coffee breaks and cocktail receptions. A Business Centre is available with IT equipment, a secretarial service, telecommunications, reprographics and printing facilities. In the Convention Centre, the decor is in keeping with the hotel theme, that of a New England seaside resort. The spacious and luminous facilities provide a particularly comfortable environment for business.

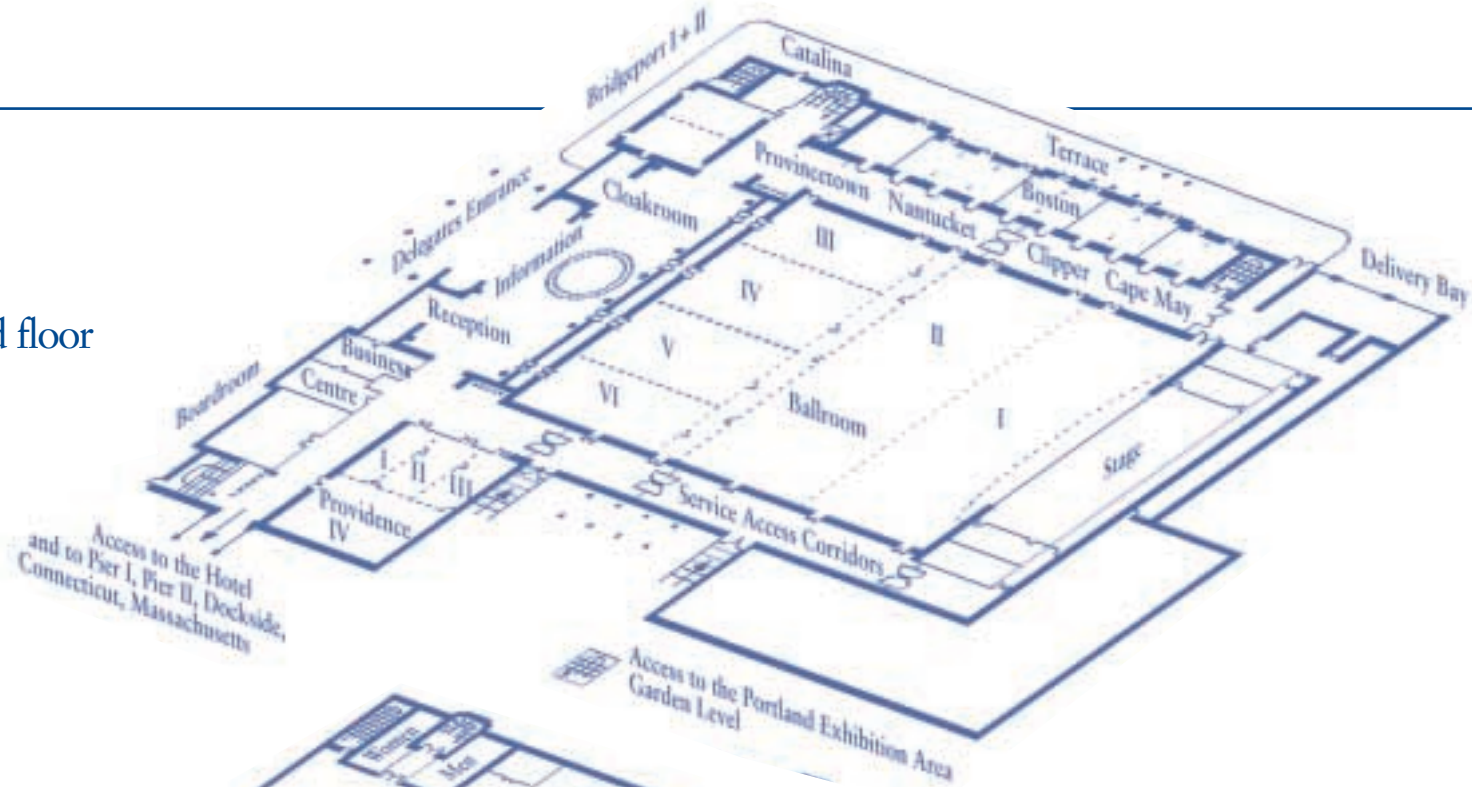
1 Ballroom

Convention Centre Hall 2
Boardroom 3
Portland Exhibition Hall 4

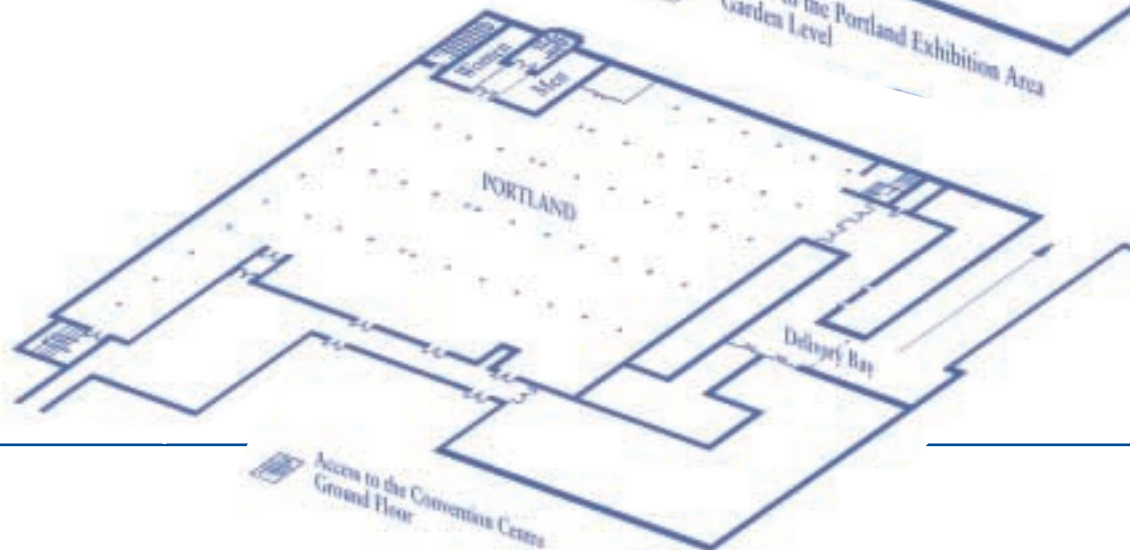


PLANS OF DISNEY'S NEWPORT BAY CLUB® CONVENTION CENTRE

Ground floor



Garden level









Plan for guidance only



DISNEY'S NEWPORT BAY CLUB® CONVENTION CENTRE

CAPACITY OF MEETING SPACE

AREA	DIMENSIONS			CAPACITY*					
	Surface (m ²)	(sq. feet)	Meters (W x L x H)	 Theatre	 Classroom	 Boardroom	 U	 Banquet**	 Reception
Ballroom (Salons I+II+III+IV+V+VI)	1,800	19,355	34 x 52,5 x 7,5	2,300	1,100	-	-	1,040	2,500
Stage	286	3,075	23 x 10,7 x 5,6	-	-	-	-	-	-
Salons II+III+IV+V+VI	1,250	13,440	36,5 x 34 x 7,5	1,500	830	-	-	720	2,000
Salons I+II	1,100	11,830	32 x 34 x 7,5	1,220	620	-	-	640	1,760
Salon II	560	6,020	16,5 x 34 x 7,5	730	320	-	-	320	900
Salon I	535	5,750	15,5 x 34 x 7,5	620	340	-	-	320	860
Salons III+IV+V+VI	535	5,750	15,5 x 34 x 7,5	620	340	-	-	320	860
Salons III+IV+V or IV+V+VI	400	4,300	15,5 x 25 x 7,5	420	230	-	-	240	640
Salon III+IV, IV+V or V+VI	260	2,800	15,5 x 17 x 7,5	270	140	-	-	160	420
Salons III, IV, V or VI	130	1,400	8,5 x 15,5 x 7,5	160	80	56	44	80	210
Providence (Salons III+IV+V+VI)	230	2,470	14 x 16,5 x 3,25	260	120	60	55	140	370
Salon IV	133	1,430	9,5 x 14 x 3,25	170	80	48	31	80	215
Salons I+II+III	98	1,050	7 x 14 x 3,25	110	60	32	28	60	160
Salons I+II or II+III	65	700	7 x 9,5 x 3,25	80	36	29	25	40	110
Salon I, II or III	35	380	4,75 x 7 x 3,25	35	18	20	16	20	60
Bridgeport (Salons I+II)	80	860	8 x 10 x 3,5	70	40	36	32	40	130
Salon I or II	40	430	5 x 8 x 3,5	30	24	25	22	20	65
Nantucket (Salons I+II+III)	70	750	5 x 14 x 4,5	65	48	36	32	50	115
Salons I+II or II+III	45	480	5,3 x 9 x 4,5	40	30	22	17	30	75
Salon I, II or III	23	250	4,5 x 5,3 x 4,5	-	-	12	9	-	40
Boardroom	51	550	7,2 x 7,2 x 3,5	-	-	22	-	-	-
Boston - Clipper - Cape May (Salons I+II)	45	480	5,3 x 9 x 4,5	40	30	22	17	30	75
Boston - Clipper - Cape May (Salon I or II)	23	250	4,5 x 5,3 x 4,5	-	-	12	9	-	40
Provincetown	36	390	6 x 6 x 4,5	20	18	15	15	-	60
Catalina	24	260	4,5 x 5,5 x 3,5	15	-	10	9	-	40
Portland	3,000	32,260	49,5 x 66 x 3	-	-	-	-	-	-
BUSINESS SUITES									
Connecticut Suite 8227	78	840	19,5 x 43 x 8	-	-	8	-	-	-
Massachusetts Suite 8239	78	840	19,5 x 43 x 8	-	-	8	-	-	-
Dockside	74	795	6,3 x 11,7 x 2,2	65	30	36	36	60	75
Pier I - Pier II	47	505	5,9 x 8 x 2,2	25	-	18	15	-	30

* Figures for guidance only

** Tables seat 10 (waiter service)